

Going for a performance at the Singtel Waterfront Theatre (SWT) at Esplanade

Before attending a performance

Ticket concessions

Persons with disabilities (PWDs) can purchase a ticket to *Esplanade Presents* performances which offer concessions at a concession price.

This concession applies to one of your accompanying companions too.

You can find out more about this ticket concession [here](#).

Wheelchair services

Wheelchair loan service is provided. You may make a loan request at the Esplanade Box Office which is located at the Mezzanine Level.

Alternatively, you may call our Customer Service hotline at 6828 8377 before your visit to make arrangements for this service.

Special seating for guide dogs


Your guide dog is welcome at Esplanade. Please call our Customer Service hotline at 6828 8377 to buy your ticket so that we can prepare a suitable seat for you and your guide dog.

Priority lane at our Box Office

Our Box Office is located at the Mezzanine level.

You can collect your ticket to the performance here. You can also purchase tickets to other performances.

Seniors and persons with disabilities can queue at our priority lane at the Box Office.



At the Singtel Waterfront Theatre (SWT)

Entrance

This is the entrance of the **Singtel Waterfront Theatre**.

Doors open **30 minutes**
before showtime.



Accessible toilets



There are accessible toilets in the vicinity for your use. Look for this sign on the toilet door. You may approach any Esplanade staff or volunteer at the Singtel Waterfront Theatre for assistance.

Stay comfortable

As the Singtel Waterfront Theatre can get cold, you may bring along a jacket or a cardigan to keep yourself warm.

Getting to the Singtel Waterfront Theatre (SWT)

There are two ways to get to the **Singtel Waterfront Theatre (SWT)**.

You can get to the Singtel Waterfront Theatre from either the **Esplanade Mall Entrance** or **Basement 1 Tunnel**. Click [here](#) for more information on getting to Esplanade and parking.

How to get to the Singtel Waterfront Theatre from Esplanade Mall

Getting to the Singtel Waterfront Theatre



- At the Esplanade Mall entrance, turn left.

Getting to the Singtel Waterfront Theatre



- At the end of the path, turn left again.

Getting to the Singtel Waterfront Theatre



- Make your way to the building opposite and turn right.

Getting to the Singtel Waterfront Theatre

- Head straight down the path.



Getting to the Singtel Waterfront Theatre



- Turn left past the shop at the end and walk straight, under the shelter.



Getting to the Singtel Waterfront Theatre




- Head straight towards the Singtel Waterfront Theatre foyer.
- This is where you will queue to enter the theatre.

Scanning your ticket

Present your digital ticket to scan the barcode at the machine for entry.

An usher may also scan your digital ticket with a handheld scanner.



Bag check by Security

Our security staff will be conducting baggage checks before you enter the Singtel Waterfront Theatre.





If you need help, you can approach any Esplanade Customer Experience staff, ushers or Esplanade Volunteers for assistance.

How to get to the Singtel Waterfront Theatre from Basement 1 Tunnel

Getting to the Singtel Waterfront Theatre

- Head through the sliding doors at the end of the Esplanade Tunnel at Basement 1.



Getting to the Singtel Waterfront Theatre

- Turn left.




Getting to the Singtel Waterfront Theatre



- Head through the sliding doors.

Getting to the Singtel Waterfront Theatre




- You are at Basement 1.
Head towards Lift A or Lift B.
- To get to the Singtel Waterfront Theatre, take Lift A or Lift B from Basement 1 to Level 2.

Getting to the Singtel Waterfront Theatre



- Head straight once you exit the lift.



From Lift A




From Lift B

- Head towards the middle of the Esplanade Concourse.

Getting to the Singtel Waterfront Theatre

- Head along this path straight past the shops.



Getting to the Singtel Waterfront Theatre




- At the end of the path, turn left.
- Proceed straight.
- Turn left to take the lift.

Getting to the Singtel Waterfront Theatre

- Take the lift down to Level 1.



Getting to the Singtel Waterfront Theatre




- After exiting the lift at Level 1, turn right and exit Esplanade Mall.
- At the Esplanade Mall exit, turn left.

Getting to the Singtel Waterfront Theatre



- Go along the path. You will pass two restaurants.
- Turn left.

Getting to the Singtel Waterfront Theatre



- Head straight along this path.
- The wheelchair accessible washroom is located here on the left.

Getting to the Singtel Waterfront Theatre



- You will pass by the Esplanade Annexe Studio.
- Turn right and continue down the path.

Getting to the Singtel Waterfront Theatre

- Head straight down the path.



Getting to the Singtel Waterfront Theatre



- Turn left past the shop at the end and walk straight, under the shelter.



Getting to the Singtel Waterfront Theatre




- Head straight towards the Singtel Waterfront Theatre foyer.
- This is where you will queue to enter the theatre.

Scanning your ticket

Present your digital ticket to scan the barcode at the machine for entry.

An usher may also scan your digital ticket with a handheld scanner.



Bag check by Security

Our security staff will be conducting baggage checks before you enter the Singtel Waterfront Theatre.





If you need help, you can approach any Esplanade Customer Experience staff, ushers or Esplanade Volunteers for assistance.

See you at Esplanade!

**You can find out more about accessibility at
Esplanade on our [website](#).**