

Create Your Own Story with D.I.Y Props!

In *The Brother of the Three Marias*, Pedro was given three gifts—a **hat**, a **key** and a pair of **sandals**, to help him on his journey to find his sisters. Follow the instructions below to make these **props** and create your own stories using these magical items!

What are props?

A prop is an object used on stage or screen by actors when they act. Can you think of any props you have seen in a show you last watched?


Key

What you will need

- Scissors
- Cardboard paper
- Glue
- Coloured markers and stickers

How to make a key

1. Cut out the illustration of the key below.
2. Glue the cut-out onto a cardboard paper.
3. Cut the cardboard paper according to the shape of the cut-out.
4. Use your coloured markers and stickers to decorate the key in any way you like!
5. Congratulations! You now have a key that can open any door.



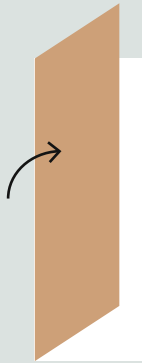
Hat

What you will need

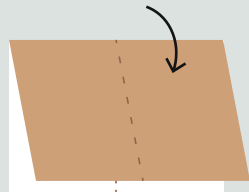
- An A4 piece of paper (you may use an A3 piece of paper to make a larger hat)
- Coloured markers and stickers

How to make a hat

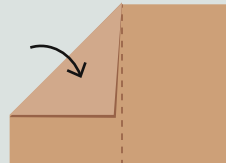
1. Fold the paper in half vertically.



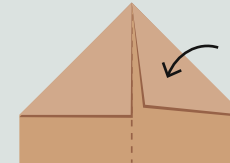
2. Unfold the paper and then fold it again horizontally.



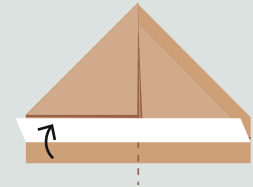
3. Take the top left corner and fold it down to the centre crease to form a triangle.



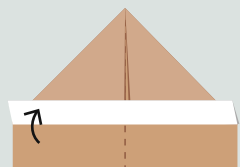
4. Repeat Step 3 and fold the top right corner.



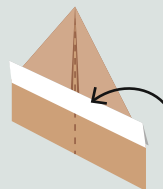
5. Fold the bottom flap in half so the end of the flap meets the bottom of the triangle.



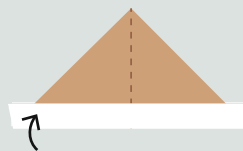
6. Fold the bottom flap up again, this time along the bottom of the triangles. The flap should now cover the bottom portion of the triangle.



7. Flip the paper over and repeat Step 5.



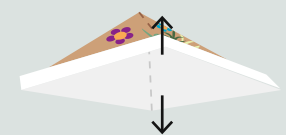
8. Fold the flap up one more time. It should match the bottom flap on the other side.



9. Use your coloured markers and stickers to decorate the hat in any way you like!



10. Gently pull apart the two sides of the triangles to open up the hat. Congratulations! You now have a hat that can make you invisible!



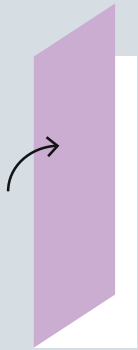
Sandals

What you will need

- Two pieces of A4 paper
- A pair of slippers you own
- Glue
- Scissors
- Coloured markers and stickers

How to make a pair of sandals

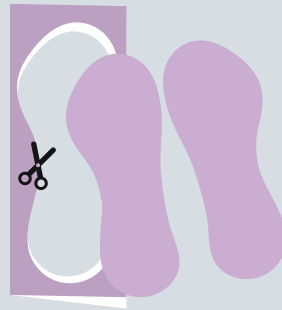
1. Fold the paper in half vertically.



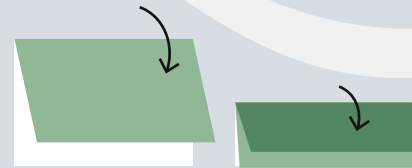
2. Using one side of your slipper, trace the sole of your slipper over the paper.



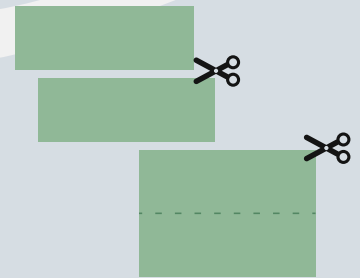
3. Cut the paper along the shape you have drawn. You should have two soles for your sandals.



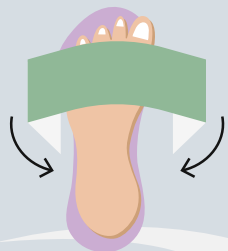
4. Using another piece of A4 paper, fold the paper into half. Fold it again in half.



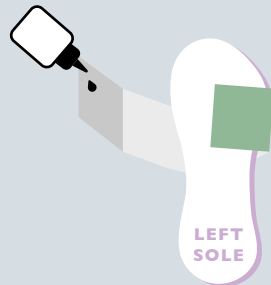
5. Unfold the paper and cut along the first two creases. You will only need two strips of rectangles for the next couple of steps.



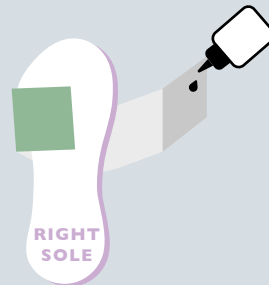
6. Using the sole as a guide, fold the corners of the rectangle strip according to the width of your foot with an additional 1–2cm room on each end.



7. Glue the inner edges of one of the folded strips onto the base of a sandal sole.



8. Repeat Step 7 for the other sole.



9. Use your coloured markers and stickers to decorate the sandals in any way you like!



10. Congratulations! You now have a pair of sandals that can make you fly.



Let's make our own story!

Imagine you were on a journey just like Pedro. Using the props you have made, create and act out your own story! Get your friends and family involved for even more fun.

Here are some guiding questions to help you out:

- If you had pair of sandals that could make you fly, where would you fly to? Remember that anywhere is possible with this pair of magical sandals! You could even fly to outer space or another place that you have created from your imagination.
- Are you on a quest to save someone or look for something?
- What are some characters you think you will meet along the way? It could be animals, people or fantasy creatures like a mermaid!
- If something scary happens on your journey, what do you think it is?
- If you had a hat that made you invisible, what would you do?
- If you had a key that could open anything, what would it open? What would you see? What would it do?
- How does your story end? Is it a happy or sad ending?

