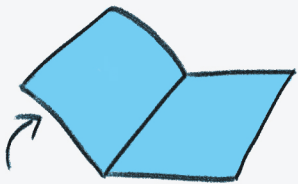


## Learn about the art of weaving


Weaving is an important and respected craft in Bangladesh. In Sylhet, there is a traditional mat weaving known as *shital pati*. Originating from Dhaka, there is a handwoven textile known as *jamdani*. Both forms have been recognised by the United Nations as intangible cultural heritage. Try your hand at weaving using materials found at home!

**What you need:** Construction paper, a ruler, a pencil, a pair of scissors and glue.


1. Fold a piece of construction paper into half.




2. Draw straight lines 2cm apart, starting from the fold.



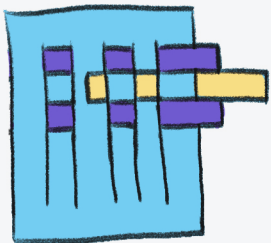
3. Cut along these lines (but not all the way through!)




4. Use another two pieces of paper in different colours and cut them into 2cm-wide strips.



5. Open up the folded paper. Use the paper strips to go over and under the slits in the paper.



6. Weave in all the strips until there is no space left. Fold the excess of the paper strips behind and glue them down.



Experiment with different patterns!  
Scan the QR code for more inspiration.

