

**Pre-Event Guide (Families):
PLAYtime! 2025
The Bird Who Was Afraid of Heights**

**28 Feb - 16 Mar 2025
(45mins, no intermission)**

Esplanade Theatre Studio

Tickets



- Before you can watch the performance, you must buy a ticket to watch The Bird Who Was Afraid of Heights.
- Your grown up will be buying the ticket.
- The ticket will tell you information like
 - Where to go to watch the performance.
 - Date of the performance.
 - Time the performance is happening.
- This is what your e-ticket might look like.

Accessibility features for this performance



This is a **Relaxed Performance**

- You can move around and make noise during the performance.
- You can come and go as you need to. Re-entry is allowed.
- There is a Calm Space for you if you need a break from the performance.
- There will be an announcement that explains what a Relaxed Performance is.
- There will not be any strobe lights, sudden darkness or blackouts. If there are any, they will be listed in this Pre-Event Guide.
- The sound levels will remain the same with no loud or surprising noises. If there are any, they will be listed in this Pre-Event Guide.
- The stage and seats are made to give you lots of room and help you get in and out easily, even if you use a wheelchair.

Assistive Listening




- An Assistive Listening system is available for this venue.
- Hearing aid users with a Telecoil-enabled programme can benefit from the system provided.
- Please arrive at the venue 30 min before the performance.
- Please approach an usher at the venue and they can assist with the setup.

Going to Esplanade



- You are going to a place called **Esplanade – Theatres on the Bay**. Some people also call it Esplanade.
- You will be watching a performance at Esplanade. The title of the performance is **The Bird Who Was Afraid of Heights**.
- This is what Esplanade looks like.

Theatre Studio



- This is the Esplanade Theatre Studio. It is on Level 4.
- This is where the performance The Bird Who Was Afraid of Heights will take place.

The Bird Who Was Afraid of Heights



- The Bird Who Was Afraid of Heights takes place inside the Theatre Studio.
- The Theatre Studio is a special place where people perform stories to audiences like you.
- Watching The Bird Who Was Afraid of Heights is like watching a movie. The people are right in front of you. They act out the story in person.

The Bird Who Was Afraid of Heights




- The story the actors will be performing is called The Bird Who Was Afraid of Heights.
- The story is about **Eddie**. **Eddie** is a mynah bird.
- Eddie has a best friend **Matt**.
- **Matt** is a rat.

The Bird Who Was Afraid of Heights



- Sometimes, **Eddie** and **Matt** spend their day with their neighbours. Their neighbours are
 - **Moony**
 - **Fuzzy**
 - **Crow**

Before going into the Theatre Studio



- Before you watch the performance, you can go to the washroom.
- To get to the washroom on Level 4, you will go up the stairs and turn left.
- You can also go to the washroom during the performance.

Washrooms



- These washrooms are for children like you.
- You can find the washrooms opposite PIP's PLAYbox.
- If an adult wants to use the washroom, they can use the adult washroom nearby.

Hand Dryer



- In the washroom, there is a hand dryer.
- It makes a loud noise when someone uses it.
- The noise will stop after a while.

Ushers



- Before you go into the Theatre Studio, ushers will greet you at the door.
- Ushers are dressed in blue.

Bag check



- If you have a bag, a security officer will check your bag.

Before you enter the Theatre Studio




- An usher will give you a fruit made out of plastic.
- This will be used in the performance.
- You will be asked to collect the plastic fruit during the performance.
- You can collect it on your own or with a grown up.

Inside the Theatre Studio




- This is how the inside of the Theatre Studio will look like.
- The Theatre Studio can get a little dark. Some lights will be turned on to help you see.

Where can you sit?



- In the Theatre Studio, there are three areas to sit. You can sit on the left, the right or the centre.
- There are seats on the floor and on the higher platforms.
- You can choose a place to sit.
- If you need help, an usher can show you where to sit too.

Sitting on the higher platform



- If you want to sit on the higher platform, you should be careful of the steps.
- You have to be careful when moving up and down the steps.
- You should not move up and down the steps when the Theatre Studio is dark.
- You may not be able to see clearly in the dark.

Moving about



- If you want to move or dance on the spot during the performance, that is alright.
- If you need to use the washroom during the performance, that is alright.
- An usher can show you the way to the washroom outside.
- After using the washroom, you can ask an usher to help you find your seat again.

Calm Space



- This is the Calm Space.
- It is inside the Theatre Studio.
- If you need a quiet place, you can go to the Calm Space inside the Theatre Studio.

Calm Space



- This is another Calm Space.
- This Calm Space is outside the Theatre Studio.
- If you need a quieter place, you can go to the Calm Space outside the Theatre Studio.
- You can go back to your seat in the Theatre Studio whenever you are ready.

Ear Protector



- This is an ear protector.
- If it gets too loud, ask an usher for one.
- If you have your own ear protector, you can use it.
- Wearing it will make the sound softer. You can still enjoy the performance.

Actors



- An actor is someone who acts.
- An actor can pretend to be a person, an animal or a thing in the story.
- An actor can play more than one character.
- You will see actors during the performance.

Actor 1 – Marcus



- This is Marcus. Marcus is an actor.
- Marcus plays a character named **Eddie**.
- **Eddie** is a friendly mynah bird.
- Eddie is afraid of heights.

Actor 2 – Clement




- This is Clement. Clement is an actor.
- Clement plays a character named **Matt**.
- **Matt** is a rat.
- Matt is Eddie's best friend.

Actor 3 – Dalifah




- This is Dalifah. Dalifah is an actor.
- Dalifah plays a character named **Moony**.
- **Moony** is a macaque monkey.
- Moony believes that Eddie will fly one day.

Actor 3 – Dalifah



Moony



Mariam Salim
Jaafar

- It is Dalifah again.
- Dalifah also plays one more character in the performance.
- Dalifah plays a character named **Mariam Salim Jaafar**.
- **Mariam Salim Jaafar** is an unfriendly mynah bird.

Actor 4 – Jodi



- This is Jodi. Jodi is an actor.
- Jodi plays a character named **Maxine De Beaujelaais**.
- **Maxine De Beaujelaais** is another unfriendly mynah bird.

Actor 4 – Jodi



- It is Jodi again.
- Jodi also plays other characters in the performance.
- Jodi plays a character called **Crow**.
- Jodi also plays a character called **Fuzzy**.
- **Fuzzy** is a helpful otter.

Actor 5 – Izzul



- This is Izzul. Izzul is an actor.
- Izzul takes turns to play different characters if another actor is not able to act during a performance.
- The actors take turns so that they can rest.
- Sometimes, he plays different characters like
 - Eddie
 - Matt

Actor 6 – Genevieve



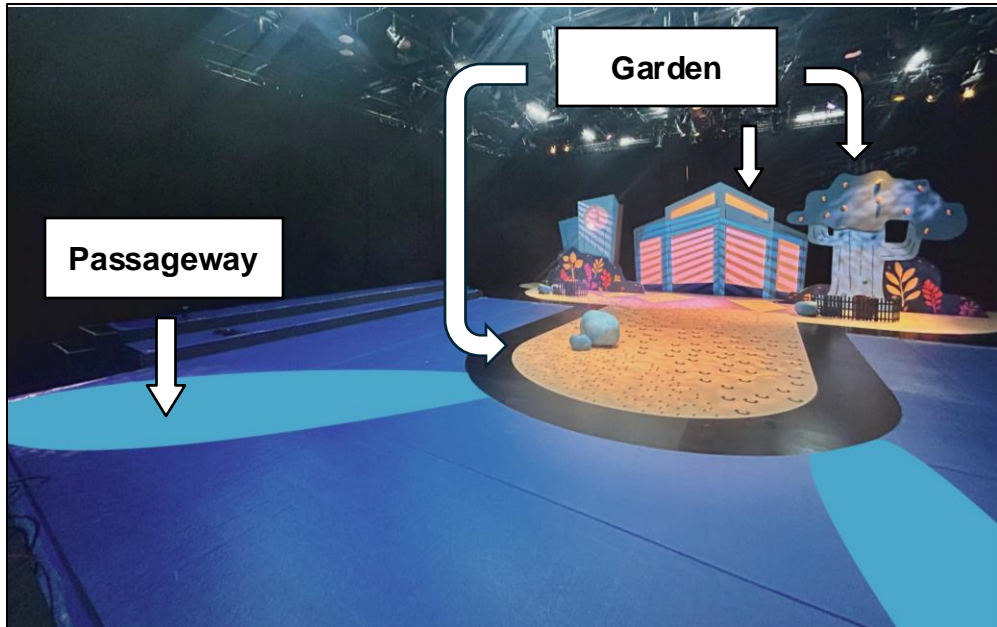
- This is Genevieve.
- Genevieve takes turns to play different characters if another actor is not able to act during a performance.
- The actors take turns so that they can rest.
- Sometimes, she plays different characters like
 - Moony
 - Mariam Salim Jaafar
 - Maxine De Beaujelaais
 - Crow
 - Fuzzy

Costumes and actions



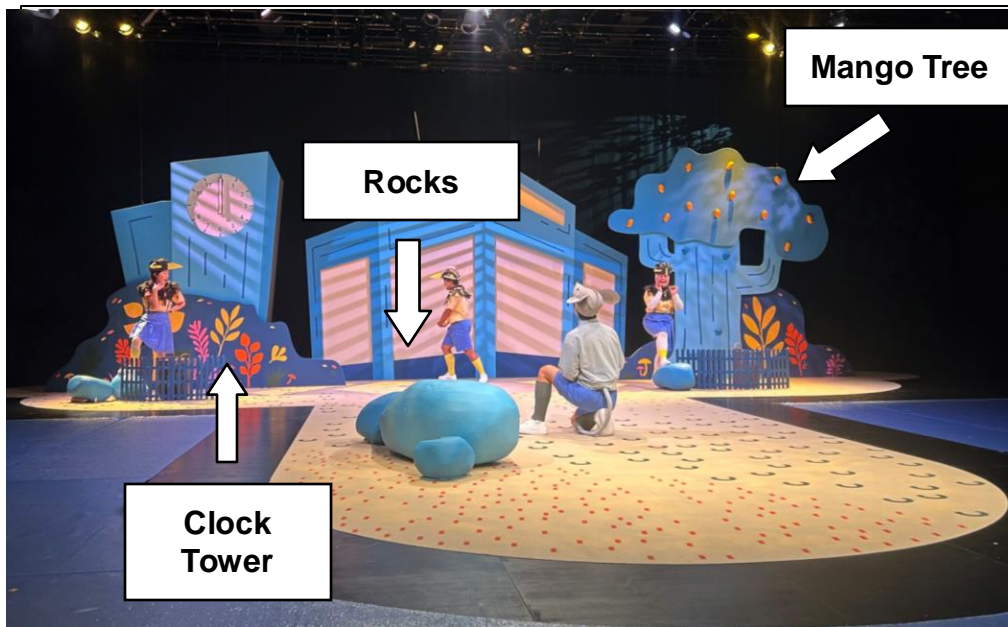
- Maxine De Beaujelaais, Crow, and Fuzzy will wear different costumes.
- They will also do different actions.

What you will see in The Bird Who Was Afraid of Heights



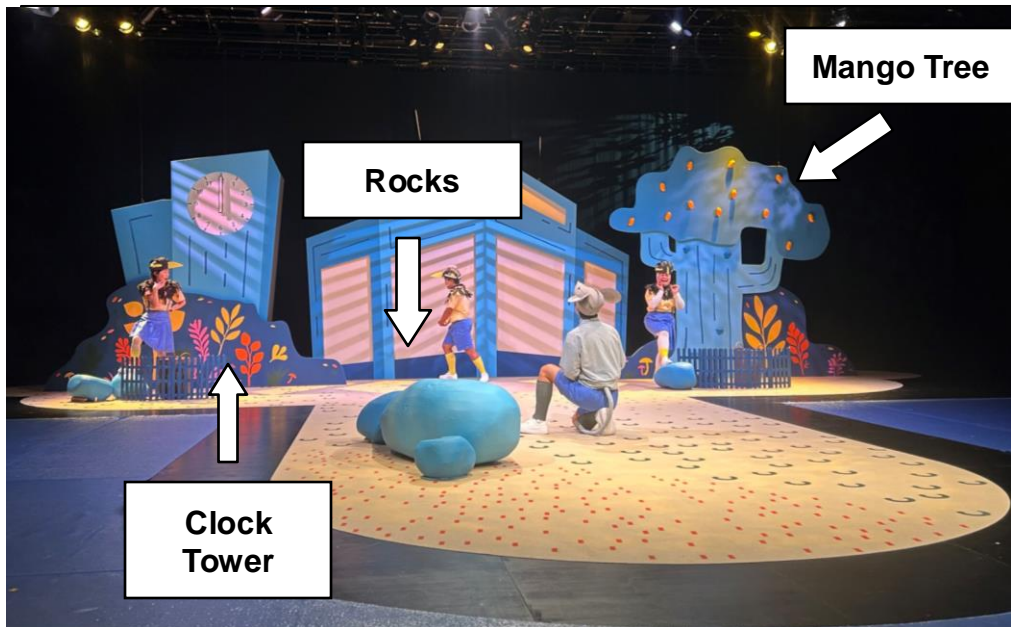
- There are many things to see and hear in the garden.
- You should not sit or stand in the garden or the passageway.
- That is where the actors do their work.

During the performance



- You will see these things in the performance space
 - a clock tower
 - a mango tree and
 - rocks in the garden.
- The clock tower will have flashing light effects and sound effects.
- If you want to leave the Theatre Studio and find a quiet place, that is okay.
- You can go to the Calm Space.

During the performance




- You should not touch
 - the clock tower
 - the mango tree
 - the rocks in the garden.
- These structures are used by the actors during the performance.

During the performance



- You will see many different light effects.
- If you want to leave the Theatre Studio and find a quiet place, that is okay.
- You can go to the Calm Space.

During the performance



- You will see live shadow puppetry.
- Shadow puppetry is a way of telling stories using light and shadows.
- The puppets make shadows on the screen.
- If you want to leave the Theatre Studio and find a quiet place, that is okay.
- You can go to the Calm Space.

During the performance



- You will hear many different sound effects.
- If you want to leave the Theatre Studio and find a quiet place, that is okay.
- You can go to the Calm Space.

Actions and Talking



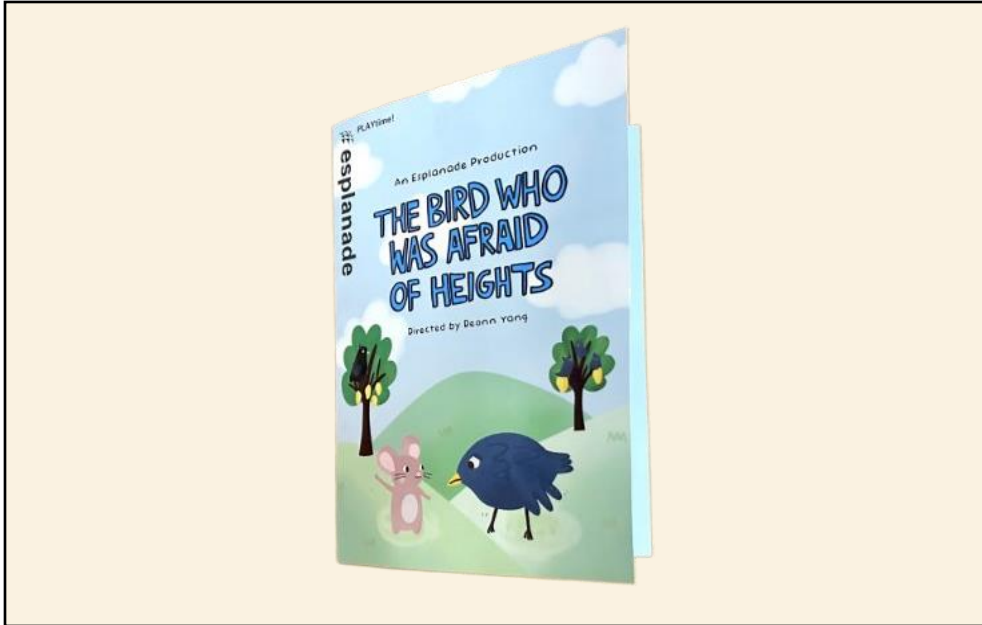
- During the performance, the actors in *The Bird Who Was Afraid of Heights* will invite you to copy their actions and repeat after them.
- You can follow along.

After the performance



- After the performance ends, the lights will turn on.
- The theatre will be bright again.
- When the performance ends, you can leave with your grown up.
- People will leave the theatre when it is over.
- It might get crowded. You will wait for your turn.

After exiting the Theatre Studio



- An usher will give you an activity sheet after the performance has ended.
- The activity sheet is about the performance, The Bird Who Was Afraid of Heights.
- You can complete the activity sheet any time after the performance.
- You can do it on your own or with a grown up.

Esplanade
&Me

Join PIP on an
arts adventure.



Sign up now
www.esplanade.com/pipsclub

**See you soon at
Esplanade.**



Find us on    | esplanade.com

Esplanade is a charity and not-for-profit organisation. Help us bring the joy and inspiration of the arts to different communities, including the underserved.