

# **Going for a performance at the Theatre**

# **Before attending a performance**

# Ticket concessions

Persons with disabilities (PWDs) can purchase a ticket to *Esplanade Presents* performances which offer concessions at a concession price.

This concession applies to one of your accompanying companions too.

You can find out more about this ticket concession [here](#).

# Wheelchair services

Wheelchair loan service is provided. You may make a loan request at the Esplanade Box Office which is located at the Mezzanine Level.

Alternatively, you may call our Customer Service hotline at 6828 8377 before your visit to make arrangements for this service.

## Special seating for guide dogs

Your guide dog is welcome at Esplanade. Please call our Customer Service hotline at 6828 8377 to buy your ticket so that we can prepare a suitable seat for you and your guide dog.

# Priority lane at our Box Office

Our Box Office is located at the Mezzanine level.

You can collect your ticket to the performance here. You can also purchase tickets to other performances.

Seniors and persons with disabilities can queue at our priority lane at the Box Office.



# **At the Theatre**



# Entrance

The entrance is at the Theatre Foyer.

Doors open **30 minutes before  
showtime.**

## Accessible toilets



There are accessible toilets in the vicinity for your use. Look for this sign on the toilet door. You may approach any Esplanade staff or volunteer at the Theatre for assistance.

## Stay comfortable

As the Theatre can get cold, you may bring along a jacket or a cardigan to keep yourself warm.


# Getting to the Theatre

There are two ways to get to the **Theatre**.

You can get to the Concourse from either the **Esplanade Mall Entrance** or **Basement 1 Tunnel**. Click [here](#) for more information on getting to Esplanade and parking.

# **How to get to the Theatre from Esplanade Mall**

# Getting to the Theatre



If you arrive from the Esplanade Mall Entrance, this is how you can get to the Theatre.


Head towards the entrance and into Esplanade Mall.

# Getting to the Theatre

Proceed straight until you see the Level 1 lifts on your right.



These are the Level 1 lifts.  
Take the lift to Level 2.



# Getting to the Theatre

Turn right once you exit the lift.



# Getting to the Theatre

Turn right again.

Proceed past the escalators on your left.



# Getting to the Theatre

Proceed straight past the shop.



# Getting to the Theatre

Turn right.



# Getting to the Theatre

Proceed straight.



# Getting to the Theatre

Once you come to the end of the path, head towards the right side.

Proceed towards the lift.



# Getting to the Theatre

You are on Level 2.  
Take the lift down to Level 1.

Turn right once you exit the lift.  
The Theatre is on your right.

# Getting to the Theatre

Head straight towards the Theatre Foyer.



This is where you will queue to enter the Theatre.



# Scanning your ticket

Present your digital ticket to scan the barcode at the machine for entry.

An usher may also scan your digital ticket with a handheld scanner.





## Bag check by Security

Our security staff will be conducting baggage checks before you enter the Theatre.



If you need help, you can approach an Esplanade volunteer.

You can also approach any Esplanade Customer Experience staff or ushers for assistance.

# **How to get to the Theatre from Basement 1 Tunnel**




## Getting to the Theatre

Head through the sliding doors at the end of the Esplanade Tunnel at Basement 1.



# Getting to the Theatre

Turn left.

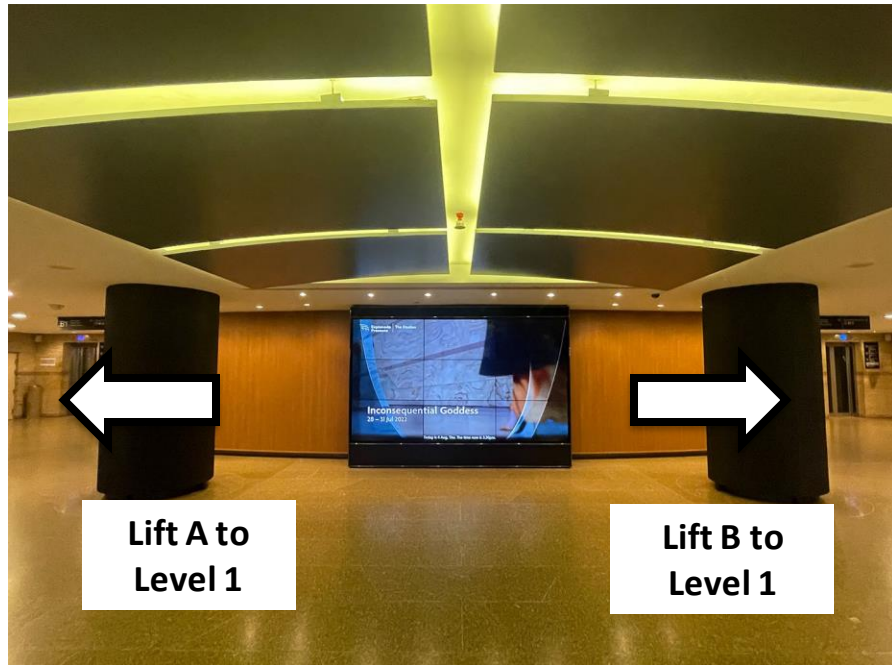


## Getting to the Theatre

Head through the sliding doors.

# Getting to the Theatre

You are at Basement 1.  
Head towards Lift A or Lift B to go  
straight to Level 1.





## Getting to the Theatre

Turn right once you exit the lift.  
The Theatre is on your right.



# Getting to Theatre



Head straight towards the Theatre Foyer.

This is where you will queue to enter the Theatre.

# Scanning your ticket

Present your digital ticket to scan the barcode at the machine for entry.

An usher may also scan your digital ticket with a handheld scanner.





## Bag check by Security

Our security staff will be conducting baggage checks before you enter the Theatre.



If you need help, you can approach an Esplanade volunteer.

You can also approach any Esplanade Customer Experience staff or ushers for assistance.

# **See you at Esplanade!**

**You can find out more about accessibility at  
Esplanade on our [website.](#)**