

# **Going for a performance at the Theatre Studio**

# **Before attending a performance**

# Ticket concessions

Persons with disabilities (PWDs) can purchase a ticket to *Esplanade Presents* performances which offer concessions at a concession price.

This concession applies to one of your accompanying companions too.

You can find out more about this ticket concession [here](#).

# Wheelchair services

Wheelchair loan service is provided. You may make a loan request at the Esplanade Box Office which is located at the Mezzanine Level.

Alternatively, you may call our Customer Service hotline at 6828 8377 before your visit to make arrangements for this service.

## Special seating for guide dogs


Your guide dog is welcome at Esplanade. Please call our Customer Service hotline at 6828 8377 to buy your ticket so that we can prepare a suitable seat for you and your guide dog.

# Priority lane at our Box Office

Our Box Office is located at the Mezzanine level.

You can purchase tickets to performances.

Seniors and persons with disabilities can queue at our priority lane at the Box Office.



# **At the Theatre Studio**



## Entrance

The entrance is at the Theatre Studio Foyer.

Doors open **30 minutes before  
showtime.**



## Accessible toilets



There are accessible toilets in the vicinity for your use. Look for this sign on the toilet door. You may approach any Esplanade staff or volunteer at the Theatre for assistance.

## Stay comfortable

As the Theatre Studio can get cold, you may bring along a jacket or a cardigan to keep yourself warm.


# **Getting to the Theatre Studio**

There are two ways to get to the **Theatre Studio**.

You can get to the Concert Hall from either the **Esplanade Mall Entrance** or **Basement 1 Tunnel**. Click [here](#) for more information on getting to Esplanade and parking.

# **How to get to the Theatre Studio from Esplanade Mall**

# Getting to the Theatre Studio



If you arrive from the Esplanade Mall Entrance, this is how you can get to the Theatre Studio.


Head towards the entrance and into Esplanade Mall.

# Getting to the Theatre Studio

Proceed straight until you see the Level 1 lifts on your right.



These are the Level 1 lifts.  
Take the lift to Level 4.



# Getting to Theatre Studio

At Level 4, head straight towards the Theatre Studio Foyer.

This is where you will queue to enter the Theatre Studio.






# Scanning your ticket

Present your digital ticket to scan the barcode at the machine for entry.

An usher may also scan your digital ticket with a handheld scanner.





## Bag check by Security

Our security staff will be conducting baggage checks before you enter the Theatre Studio.



If you need help, you can approach an Esplanade volunteer.

You can also approach any Esplanade Customer Experience staff or ushers for assistance.

# **How to get to the Theatre Studio from Basement 1 Tunnel**



## Getting to the Theatre Studio


Head through the sliding doors at the end of the Esplanade Tunnel at Basement 1.





# Getting to the Theatre Studio

Turn left.

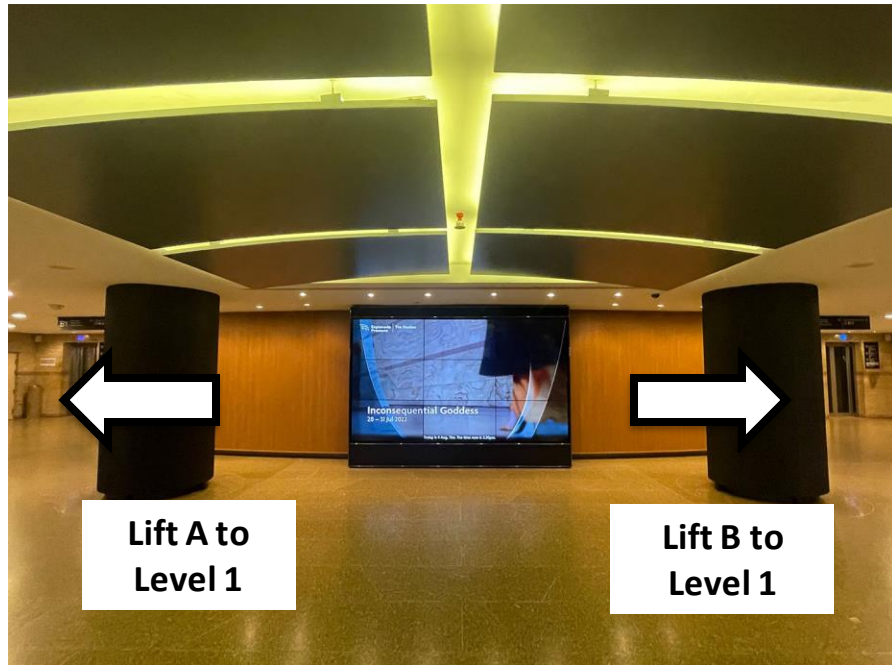


## Getting to the Theatre Studio

Head through the sliding doors.

# Getting to the Theatre Studio

You are at Basement 1.  
Head towards Lift A or Lift B to go  
straight to Level 2.







# Getting to Theatre Studio



- Head straight once you exit the lift.




**From Lift A**



**From Lift B**

- Head towards the middle of the Esplanade Concourse.



## Getting to Theatre Studio

Head along this path straight past the shops.



# Getting to Theatre Studio

At the end of the path, turn left.  
Proceed straight.



Turn left again and the lifts will be  
on your left.





# Getting to Theatre Studio

Take the lift up to Level 4.

# Getting to Theatre Studio

Head straight towards the Theatre Studio Foyer.



This is where you will queue to enter the Theatre Studio.





## Entrance



The entrance is at the Theatre Studio Foyer.

Doors open **30 minutes before  
showtime.**

# Scanning your ticket

Present your digital ticket to scan the barcode at the machine for entry.

An usher may also scan your digital ticket with a handheld machine.







## Bag check by Security

Our security staff will be conducting baggage checks before you enter the Theatre Studio.





If you need help, you can approach an Esplanade volunteer.

You can also approach any Esplanade Customer Experience staff or ushers for assistance.

# **See you at Esplanade!**

**You can find out more about accessibility at  
Esplanade on our [website.](#)**